

Azaan International School

Activity sheet III (2019-20)

Grade - I

Sec: _____

Subject- English

Name: _____

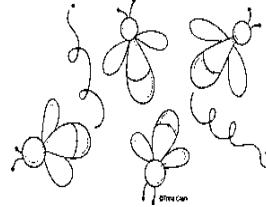
Date: _____

Lesson -9 Sheebu the sheep.


I. Look at the picture and write the names in the space provided for one and many.




One _____



Many _____



One _____



Many _____



One _____



Many _____

II. Complete the comparisons in the sentences from the help box.


light

cold

bright

busy

a. As _____ as the



b. As _____ as the



c. As _____ as a



d. As _____ as an



III. Find out the words from the puzzle box.

G	R	A	Z	I	N	G	B
L	Z	P	U	B	C	I	E
O	G	Q	D	S	H	P	L
W	K	J	T	L	V	M	L
S	E	A	R	C	H	E	D
F	R	N	X	Z	V	Y	O

GRAZING
SEARCHED
GLOW
BELL

IV. Fill in the blanks with 'have got' or 'has got'.

a. I _____ a frock.



It _____ flowers on it.

b. We _____ a doll.



It _____ curly hair.

c. They _____ umbrellas.



d. She _____ a bottle.



Azaan International School

Activity sheet III (2019-20)

Grade - I

Sec: _____

Subject-E.V.S

Name: _____

Date: _____

Lesson-13 People Who Help Us

I. Match the following.

Column A

1. Vegetable vendor
2. Security guard
3. Soldier
4. Pilot
5. Sweeper

Column B

- a. protects the country.
- b. sells vegetables.
- c. flies aeroplane.
- d. sweeps the roads.
- e. guards the building.

II. Fill in the blanks.

1. A cobbler _____ our shoes (mend/ stitch)
2. A _____ stitches clothes. (Doctor/tailor)
3. A doctor _____ the sick person. (Treats/teaches)
4. We _____ respect everyone and their work. (should not/should)
5. Without _____ we cannot fix taps and pipes. (plumber/cobbler)

III. Identify the pictures of people who help us .Choose and write the professions given in the help box below each picture.

Driver	nurse	plumber
Carpenter	tailor	policeman





IV. Observe the picture and write about it.



Azaan International School

Activity sheet III (2019-20)

Grade - I

Sec: _____

Subject-Hindi

Name: _____


Date: _____

I. नीचे दिए गए रिक्त स्थान की पूर्ती कीजिए -

श _____

क्ष _____

II. नीचे दिए गए चित्र को देखकर सही वर्ण पर ○ गोला लगाइए -




स ष त्र ह



३. श ह क्ष स



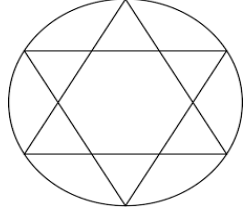
स प ह क्ष



त्र स श ज

III. चित्र को पहचान कर सही अक्षर भरकर नाम पूरे कीजिए -

_____ टकोण




_____ त्र



_____ म



_____ मोसा



IV. नीचे दिए गए अक्षरों को उचित शब्दों से मिलान कीजिए -

श

षट

ष

शरबत

स

हकीम

ह

समय

क्ष

मित्र

त्र

क्षण

ज

श्रम

श्र

ज्ञान

Azaan International School

Activity sheet III (2019-20)

Grade - I

Sec: _____

Subject-Math

Name: _____

Date: _____

Chapter: 11. Building Numbers

1. Circle the numbers to match the clue.

Example:

More than 10.

11 6 8 19

a. More than 14.

12 31 10 51

b. Less than 22.

32 21 18 25

c. More than 30.



8 38 47 9

d. Less than 45.

32 46 49 15



2. Write the following in number and words.

Example:



Tens	Ones
	

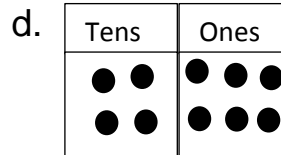
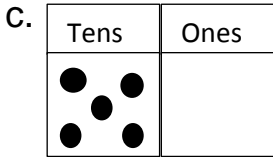
41 Forty one

a.

Tens	Ones
	

b.

Tens	Ones
	



3. Write the following numbers in the appropriate column.

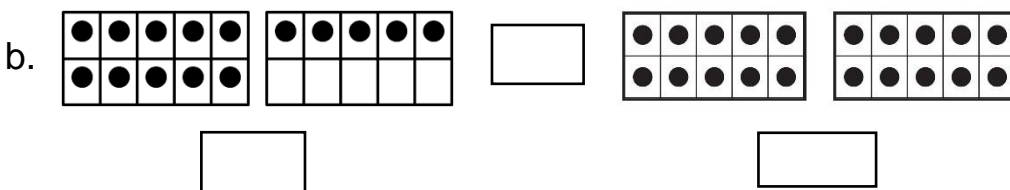
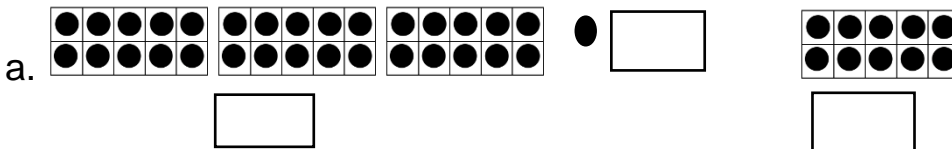
[54,15,42,83,49,8,12,26,19,4,10,67]

Greater than 20	Smaller than 20

4. Fill in the blanks.

- a. The number 39 has _____ digits. [one/two]
- b. 7 is _____ than 5. [greater/ smaller]
- c. _____ is the smallest one digit number. [0/9]
- d. 2 tens + 9ones = _____. [29/92]
- e. _____ is the largest two digit number. [10/99]

5. Count the number of dots, write the numbers in the boxes given below and put the correct sign [$>$ or $<$] in the middle box.



Azaan International School

Activity sheet III (2019-20)

Grade - I


Sec: _____

Subject-Urdu


Name: _____

Date: _____

I-خالی جگہوں کو پر کیجئے۔




-دی گئی تصویر میں حروف (ف سے) تک کی ادھی
II شکل لکھیے۔



III دو حروف کو جوڑ کر لفظ بنائیے۔



IV حروف کو اور اس کی تصویر کو ایک جیسا رنگ کرئیے۔



ط

م

ن

ن

